


Female Style C

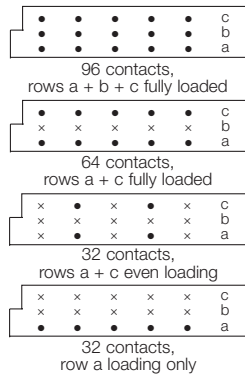
Series 8457 – 3 rows (3 x 32)



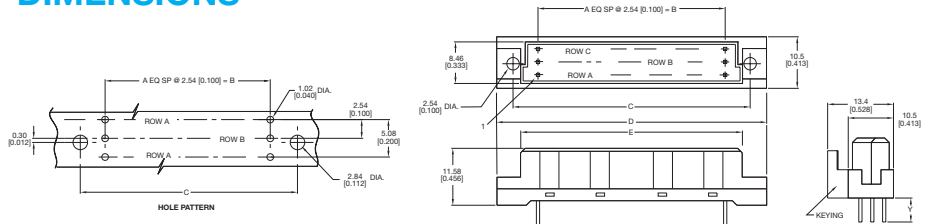
Contact Design and Termination Length	Number of Contacts	Loading Description	Part Number Performance classes according to DIN 41612	
			II	I
0.6 x 0.6 mm Post Profile 4.5 mm (Y) Straight	96	a + b + c fully loaded	20 8457 096 001 025	20 8457 096 001 049
	64	a + c fully loaded	20 8457 096 001 026	20 8457 096 001 050
	32	a + c even loading	20 8457 096 001 033	20 8457 096 001 057
	32	a loading only	20 8457 096 001 027	20 8457 096 001 051
0.6 x 0.6 mm Post Profile 2.9 mm (Y) Straight	96	a + b + c fully loaded	20 8457 096 002 025	20 8457 096 002 049
	64	a + c fully loaded	20 8457 096 002 026	20 8457 096 002 050
	32	a + c even loading	20 8457 096 002 033	20 8457 096 002 057
	32	a loading only	20 8457 096 002 027	20 8457 096 002 051
0.6 x 0.6 mm Post Profile 13.0 mm (Y) Straight	96	a + b + c fully loaded	20 8457 096 005 025	20 8457 096 005 049
	64	a + c fully loaded	20 8457 096 005 026	20 8457 096 005 050
	32	a + c even loading	20 8457 096 005 033	20 8457 096 005 057
	32	a loading only	20 8457 096 005 027	20 8457 096 005 051
0.6 x 0.6 mm Post Profile 7.0 mm (Y) Straight	96	a + b + c fully loaded	20 8457 096 010 025	20 8457 096 010 049
	64	a + c fully loaded	20 8457 096 010 026	20 8457 096 010 050
	32	a + c even loading	20 8457 096 010 033	20 8457 096 010 057
	32	a loading only	20 8457 096 010 027	20 8457 096 010 051
0.6 x 0.6 mm Post Profile 3.5 mm (Y) Straight	96	a + b + c fully loaded	20 8457 096 011 025	20 8457 096 011 049
	64	a + c fully loaded	20 8457 096 011 026	20 8457 096 011 050
	32	a + c all even loading	20 8457 096 011 033	20 8457 096 011 057
	32	a loading only	20 8457 096 011 027	20 8457 096 011 051
0.6 x 0.6 mm Post Profile 19.4 mm (Y) Straight	96	a + b + c fully loaded	20 8457 096 012 025	20 8457 096 012 049
	64	a + c fully loaded	20 8457 096 012 026	20 8457 096 012 050
	32	a + c even loading	20 8457 096 012 033	20 8457 096 012 057
	32	a loading only	20 8457 096 012 027	20 8457 096 012 051
0.6 x 0.6 mm Post Profile 4.5 mm (Y) Right Angled	96	a + b + c fully loaded	20 8457 096 013 025	20 8457 096 013 049
	64	a + c fully loaded	20 8457 096 013 026	20 8457 096 013 050
	32	a + c even loading	20 8457 096 013 033	20 8457 096 013 057
	32	a loading only	20 8457 096 013 027	20 8457 096 013 051

NB: Alternative Prefix Variations Available: 22, 24, 25, 26 & 27, please refer to Page 10.
Additional Plating & Loading Variations: Please contact your local AVX sales office or distributor.

LOADING DESCRIPTION



DIMENSIONS



No. Contact Positions	Contact Rows	A	B	C	D	E
96	3 (3 x 32)	31	78.74 (3.100)	89.99 (3.543)	94.89 (3.736)	84.91 (3.343)